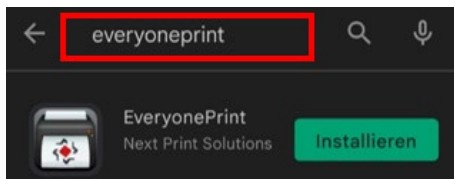


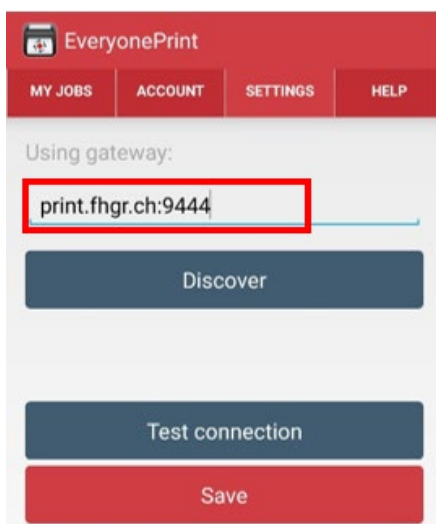
Printing with Android devices

For printing at the University of Applied Sciences of the Grisons with a mobile device it is required that you are connected with a WLAN (e.g.: "eduroam" or "public") of the University of Applied.

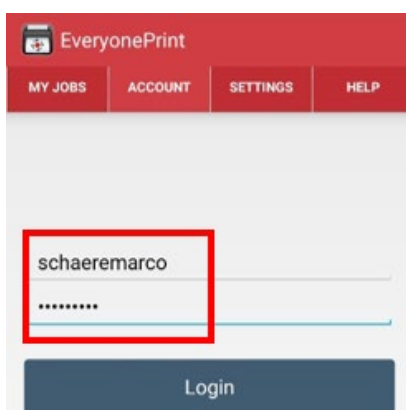
1. Download and install the App "Everyone Print" from the Play store.




2. Start the App and do the following configuration like shown in the pictures.
In the register "Settings" enter "print.fhgr.ch:9444" and click on "Test Connection", then "Save".



In the register "Account" enter University of Applied Sciences of the Grisons-account data and click "Login".



3. Choose the document you want to print out, then click on "Share with" or "Send to" and use Everyone Print.



4. Configure your print and enter Submit.



You can ignore messages like "gethistoryprintjobsforusername".

5. The document now appears on the multifunction printers (Kopierer) of the University of Applied Sciences of the Grisons.
The print will be charged according to the price list of the University of Applied Sciences of the Grisons.