

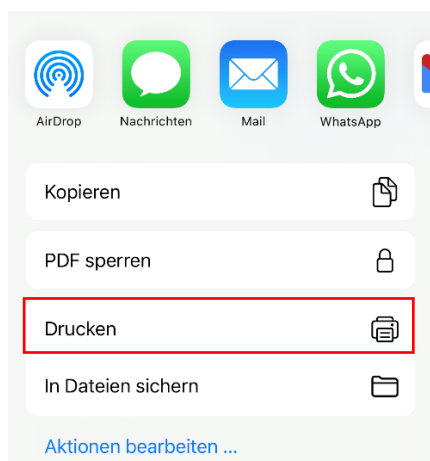
Printing with IOS devices (iPhone, iPad, etc.)

A requirement for the printing with a mobile device at the University of Applied Sciences of the Grisons is, that you are connected with the WLAN of the University of Applied Sciences of the Grisons.

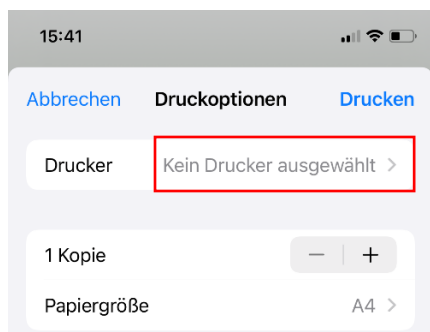
1. Choose the "Further process"-Icon in your app.



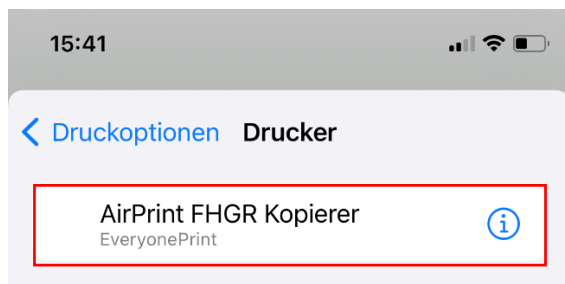
Choose "Print".



2. Choose „Choose printer“.



3. Wait until the printer of the University of Applied Sciences of the Grisons "AirPrint FHGR Kopierer" appears and choose it.



4. Choose „Print“.



5. Type in your account data – just your username and password z.B. musterhans, han283mus - and confirm it with "OK".

