



Bis zum Studienbeginn muss für den Studiengang Photonics obligatorisch MATLAB R2019a installiert sein. Die Studentenversion kann für CHF 119.- beschafft werden.

Unten finden Sie eine Anleitung, wie die Beschaffung durchgeführt wird. Sie benötigen dazu Ihre FHGR Mailadresse und eine gültige Kreditkarte.

1. Gehen Sie auf die Webseite:  
<https://ch.mathworks.com/store/link/products/student/SV>
2. Wählen Sie zusätzlich zu «MATLAB and Simulink Student Suite» noch die Module «Simulink Design Optimization» und «Computer Vision System Toolbox» aus.

MATLAB Product Family	Price	Add
MATLAB and Simulink Student Suite Includes MATLAB, Simulink, Control System Toolbox, Curve Fitting Toolbox, DSP System Toolbox, Image Processing Toolbox, Instrument Control Toolbox, Optimization Toolbox, Parallel Computing Toolbox, Signal Processing Toolbox, Statistics and Machine Learning Toolbox, Symbolic Math Toolbox	CHF 89.00	<input checked="" type="checkbox"/>
 Computer Vision Toolbox	<del>CHF 25.00</del> CHF 10.00	<input checked="" type="checkbox"/>
 Simulink Design Optimization	<del>CHF 25.00</del> CHF 10.00	<input checked="" type="checkbox"/>

3. Klicken Sie auf «Add to Cart».

Sort By Category | Sort By Name Add to Cart

MATLAB Product Family	Price	Add
MATLAB and Simulink Student Suite Includes MATLAB, Simulink, Control System Toolbox, Curve Fitting Toolbox, DSP System Toolbox, Image Processing Toolbox, Instrument Control Toolbox, Optimization Toolbox, Parallel Computing Toolbox, Signal Processing Toolbox, Statistics and Machine Learning Toolbox, Symbolic Math Toolbox	CHF 89.00	<input checked="" type="checkbox"/>

4. Überprüfen Sie den Warenkorb und klicken Sie auf «Checkout».

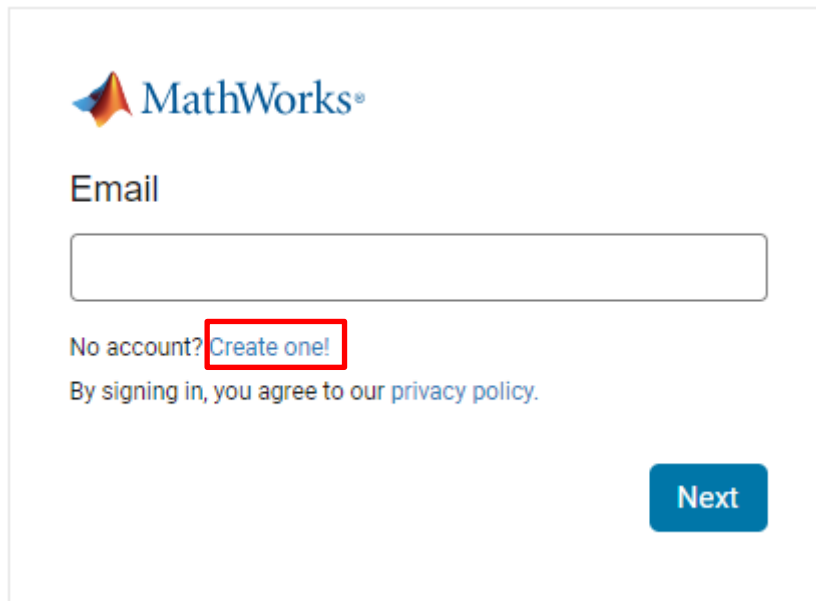
#### New License for MATLAB Student

Product	Price
<b>New Products</b>	
MATLAB and Simulink Student Suite	CHF 89.00
Computer Vision Toolbox	<del>CHF 25.00</del> CHF 10.00
Simulink Design Optimization	<del>CHF 25.00</del> CHF 10.00
<b>Subtotal</b>	<b>CHF 109.00</b>

Edit Cart

Checkout

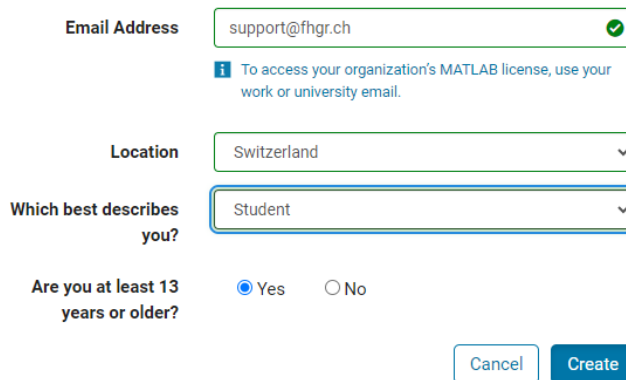
5. Klicken Sie auf «Create one!».



The image shows the MathWorks login page. At the top left is the MathWorks logo. Below it is the heading "Email" followed by an empty text input field. Underneath the input field, the text "No account? [Create one!](#)" is displayed, with "Create one!" highlighted by a red rectangular box. Below this is the text "By signing in, you agree to our [privacy policy](#)." In the bottom right corner, there is a blue button labeled "Next".

6. Geben Sie Ihre Mailadresse der Fachhochschule Graubünden ein.  
Wählen Sie „Switzerland“ als Country.  
Wählen Sie „Student“.  
Selektieren Sie „Yes“.  
Drücken Sie „Create“.

### Create MathWorks Account



The image shows the "Create MathWorks Account" form. It contains the following fields and options:

- Email Address:** A text input field containing "support@fhgr.ch" with a green checkmark icon on the right.
- Location:** A dropdown menu with "Switzerland" selected.
- Which best describes you?:** A dropdown menu with "Student" selected.
- Are you at least 13 years or older?:** Radio buttons for "Yes" (selected) and "No".
- Buttons:** "Cancel" and "Create" buttons at the bottom right.

Below the "Email Address" field, there is a small information icon (i) and the text: "To access your organization's MATLAB license, use your work or university email."

7. Geben Sie Ihren Namen und Vornamen ein.  
Wählen Sie ein Passwort.  
Für "What describes your role?" "Student (Graduate-level)" wählen.  
Bei "Department" "Other Sciences" wählen.  
Wählen Sie „Switzerland“ bei Country of School.  
Geben Sie „FH Graubünden“ bei School/University ein.  
Lassen Sie das Feld „Activation Key...“ leer.  
Setzen Sie den Haken bei «I accept the Online Services Agreement».  
Drücken Sie „Create“.

First Name	<input type="text" value="Marco"/>
Last Name	<input type="text" value="Schärer"/>
Password	<input type="password" value="....."/>
Password Confirmation	<input type="password" value="....."/>
What describes your role?	<input type="text" value="Student (Graduate-level)"/>
Department	<input type="text" value="Other Sciences"/>

**Location of your School/University**  
Please provide the following information in English.

Location of School/University	<input type="text" value="Switzerland"/>
School / University	<input type="text" value="FH Graubünden"/>

**Link Your Account to a License**  
If you have MATLAB already, enter your activation key or license number here.  
[What will this allow me to do?](#)

Activation Key or License Number (Optional)	<input type="text"/>
---	----------------------

Type 'license' at the MATLAB prompt to get your license number or get an activation key from your MATLAB administrator.

**Help**  
Technical problems or questions about your account?

Yes! Direct me to the Contact Support page.

I accept the Online Services Agreement

8. Klicken Sie auf «Continue».

### Terms for Student Use of MathWorks Software

This Student License is for use by students on student-owned hardware to meet course requirements and perform academic research at degree-granting institutions only. It is not available for government, commercial, or other organizational use.

If you are using the software at a company or government lab, as an instructor at a university, for research, or for commercial or industrial purposes, please [choose another license option](#).

All users of MATLAB Student and MATLAB and Simulink Student Suite are required to activate their software using their MathWorks Account.

By clicking on the "Continue" button below, you confirm that you are eligible for Student use pricing.

The product pricing applies for purchase and use in Switzerland. For pricing in other regions [contact sales](#). The product price does not include sales, use, excise, value-added, or other taxes. Any applicable taxes, duties, levies, assessments and governmental charges payable in connection with this purchase will be assessed on the order.

Secure Checkout

#### Order Information

Subtotal CHF 109.00

9. Geben Sie Ihre Adresse ein und klicken Sie «Continue».

### Address of Use

Provide the location where this software will be used.

\* Indicates Required Information

Country	Switzerland
* Street Address 1	<input type="text" value="Ringstrasse"/>
Street Address 2	<input type="text"/>
* City	<input type="text" value="Chur"/>
County / Province	<input type="text"/>
* Postal Code	<input type="text" value="7000"/>

10. Geben Sie die Adresse welche mit der Kreditkarte übereinstimmt ein. Klicken Sie auf „Continue“.

### Billing Information

Billing information must match the information held by your credit card company.

\* Indicates Required Information

<b>Country</b>	Switzerland
* <b>First Name</b>	<input type="text" value="Marco"/>
* <b>Last Name</b>	<input type="text" value="Schärer"/>
* <b>Company / University</b>	<input type="text" value="FH Graubünden"/>
* <b>Street Address 1</b>	<input type="text" value="Ringstrasse"/>
<b>Street Address 2</b>	<input type="text"/>
* <b>Postal Code</b>	<input type="text" value="7000"/>
* <b>City</b>	<input type="text" value="Chur"/>
* <b>E-mail</b>	<input type="text" value="support@fhgr.ch"/>
* <b>Phone</b>	<input type="text" value="079 328 37 32"/>

11. Geben Sie Ihre Kreditkarteninformationen ein und klicken Sie auf «Continue» um den Kauf abzuschliessen.

### Payment Information

**Billing Information** Marco Schärer  
Ringstrasse  
Chur 7000  
CH

[Edit](#)



**Card Number**

**Expiration Date**

**Security Code (CVV)**

#### Secure Checkout

Order Information	
Order ID	13148393
Subtotal	CHF 109.00
Tax	CHF 8.39
<b>Total</b>	<b>CHF 117.39</b>